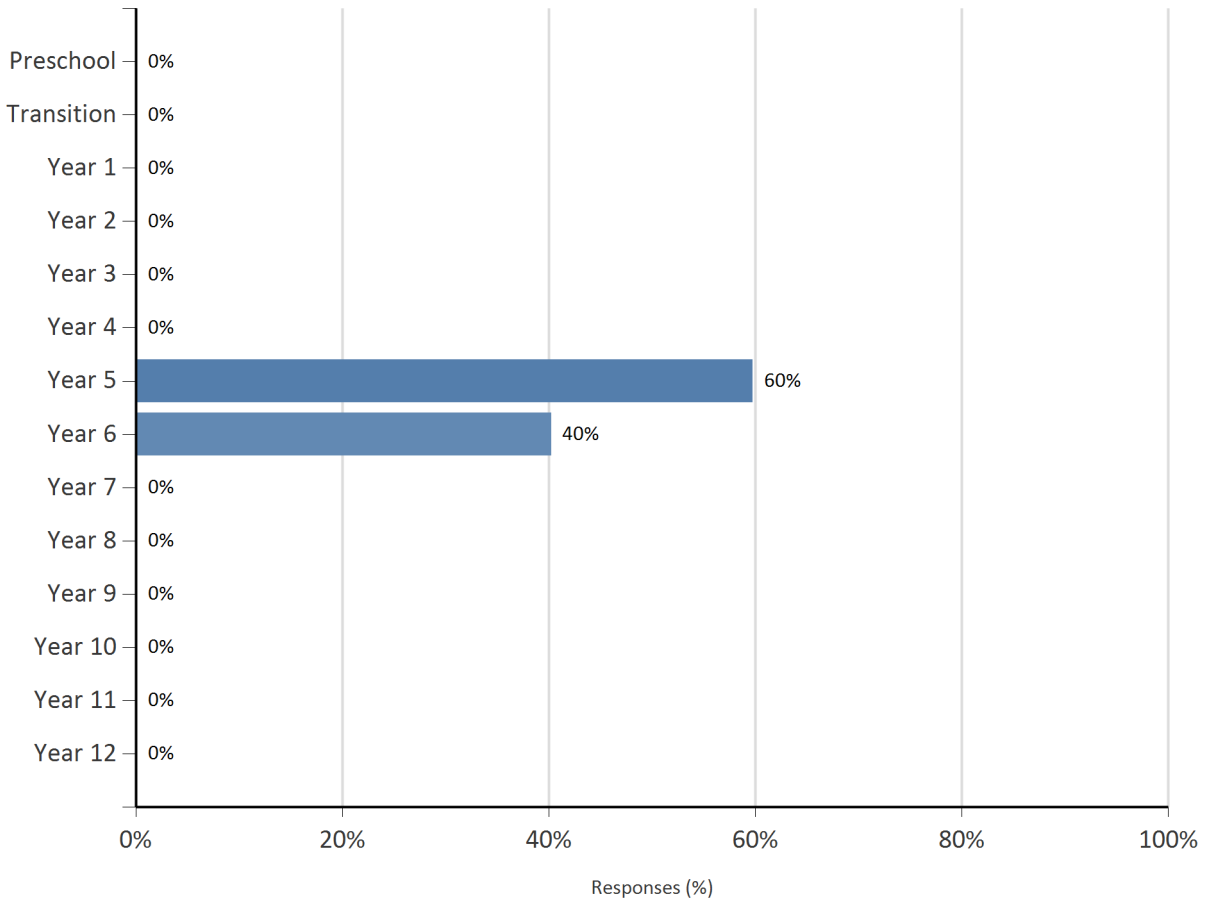


School Survey

Overview

Survey title	2022 Student Survey Anula Primary School
Report title	Distribution - single
Organisation name	Anula Primary School
Generation time & date	11:58AM - 24 Apr 2023
Generated by	Melinda Kealy
Distribution name	2022 Student Survey Anula Primary School
School year	2022
Num of online responses	82
Num of manual responses	0

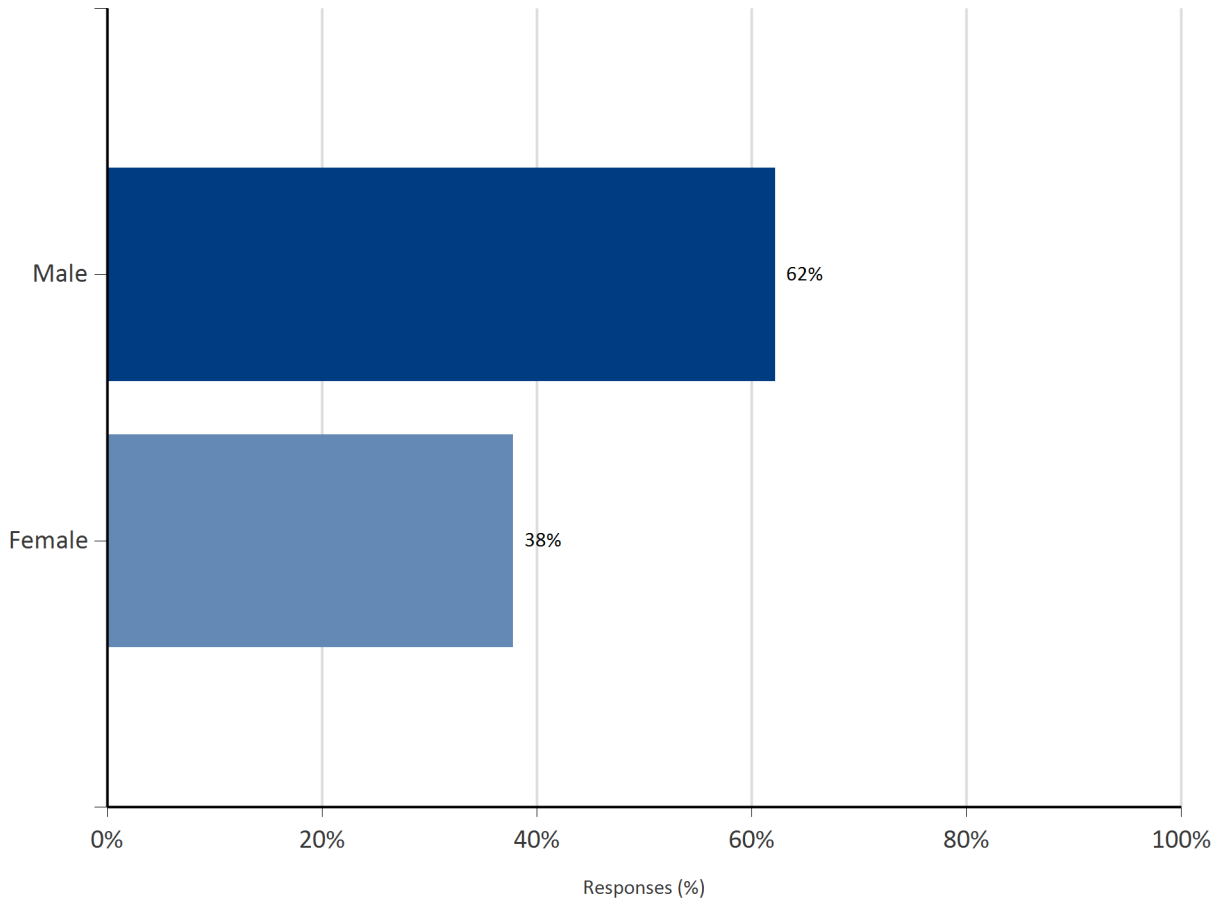
1 . What year level are you in at school?



	Preschool		Transition		Year 1		Year 2		Year 3		Year 4		Year 5	
	Num	%	Num	%	Num	%	Num	%	Num	%	Num	%	Num	%
Number	-	-	-	-	-	-	-	-	-	-	-	-	49	60%

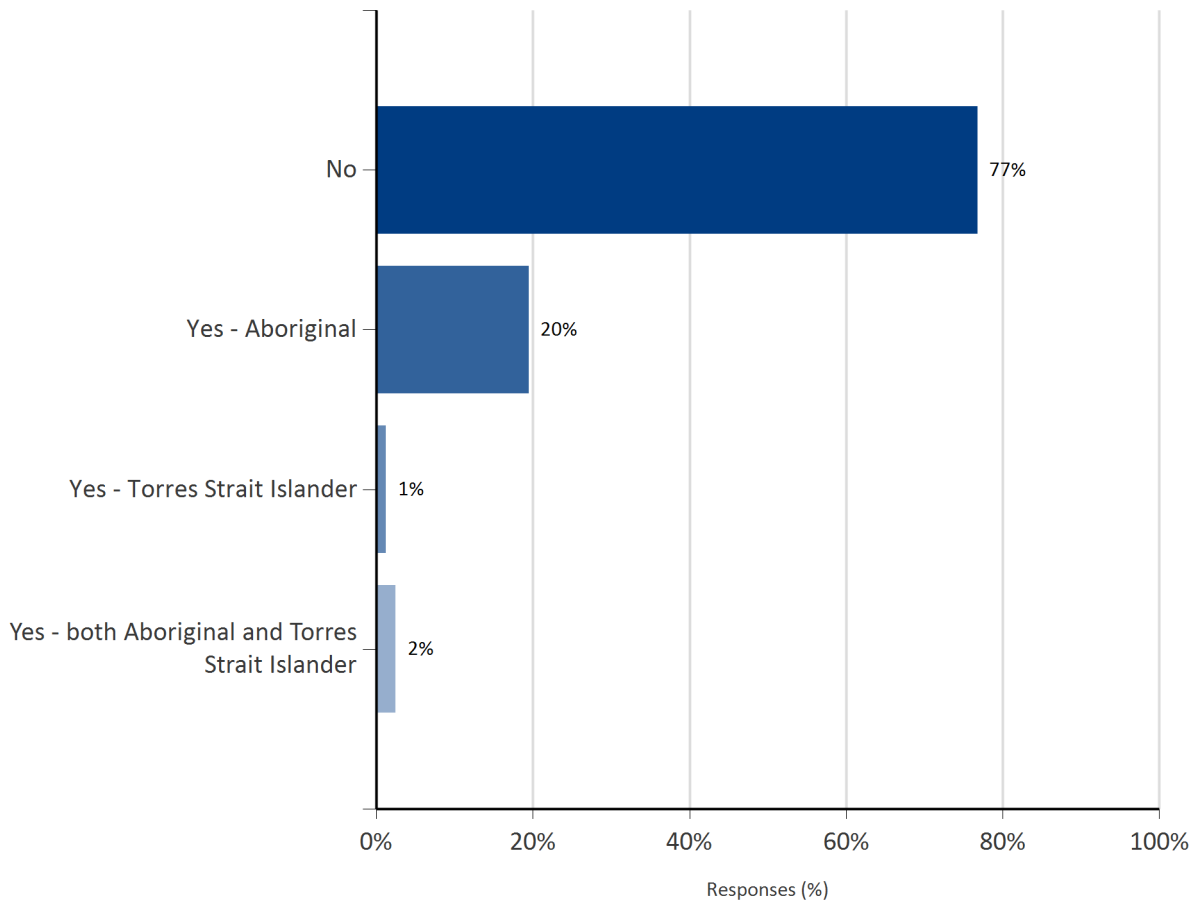
	Year 6		Year 7		Year 8		Year 9		Year 10		Year 11		Year 12	
	Num	%	Num	%	Num	%	Num	%	Num	%	Num	%	Num	%
Number	33	40%	-	-	-	-	-	-	-	-	-	-	-	-

2 . What is your gender?



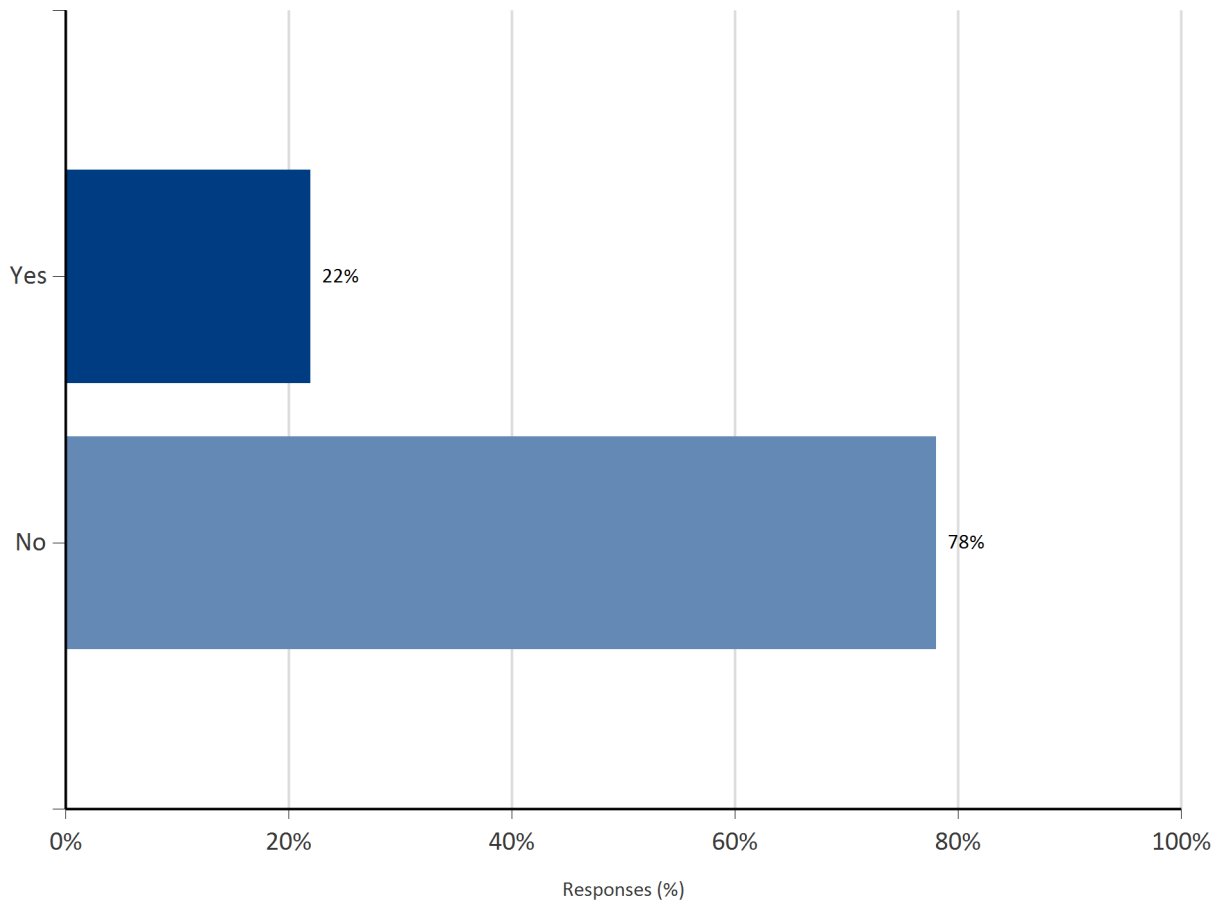
	Male		Female	
	Num	%	Num	%
Number	51	62%	31	38%

3 . Are you of Aboriginal or Torres Strait Islander origin?



	No		Yes - Aboriginal		Yes - Torres Strait Islander		Yes - both Aboriginal and Torres Strait Islander	
	Num	%	Num	%	Num	%	Num	%
Number	63	77%	16	20%	1	1%	2	2%

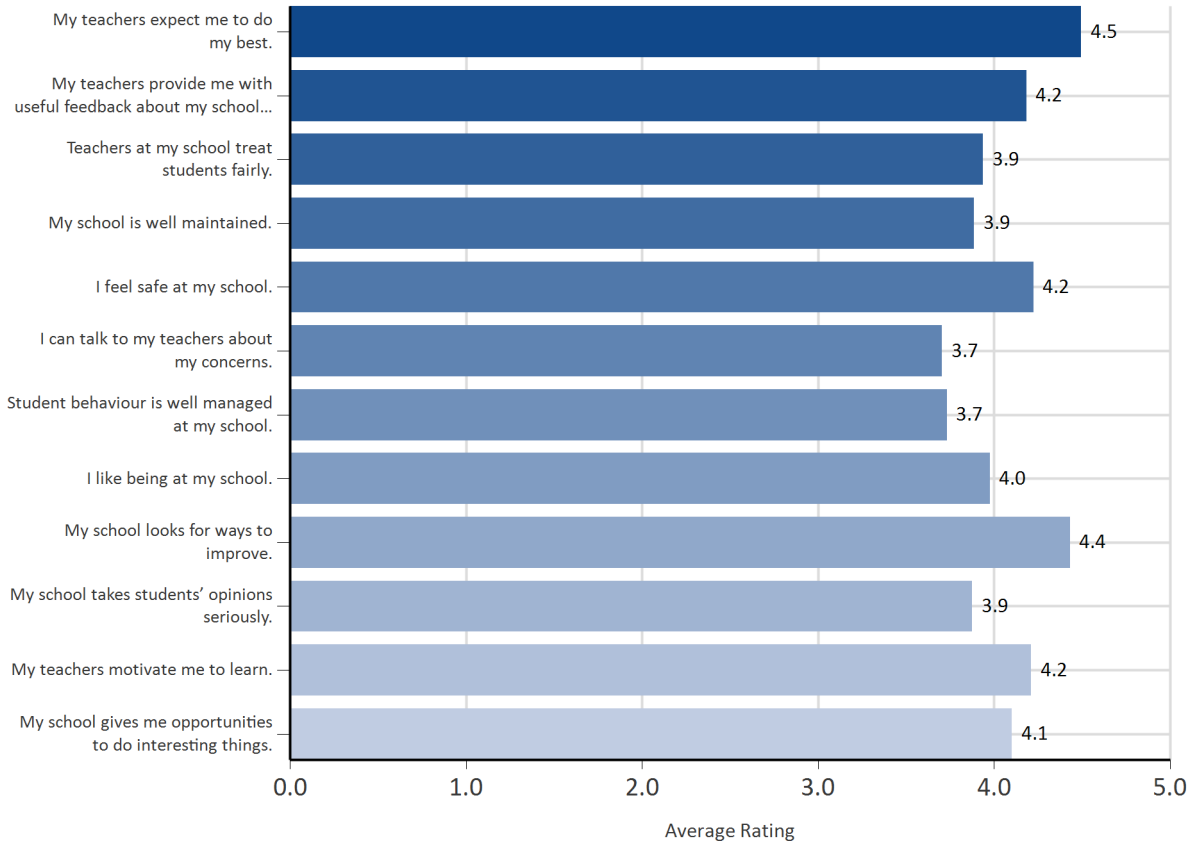
4 . Do you speak a language other than English at home?



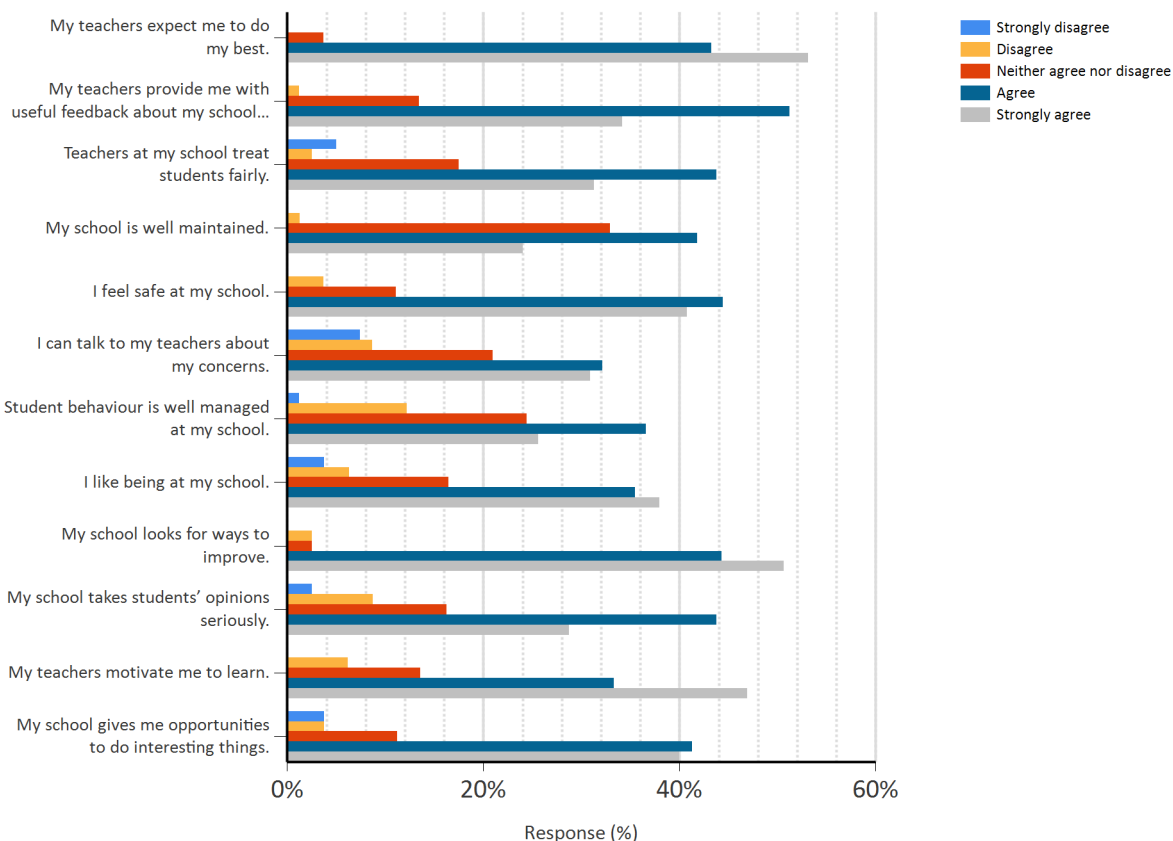
	Yes		No	
	Num	%	Num	%
Number	18	22%	64	78%

5 . Please rate the items below

Rating	Score
Strongly agree	5
Agree	4
Neither agree nor disagree	3
Disagree	2
Strongly disagree	1



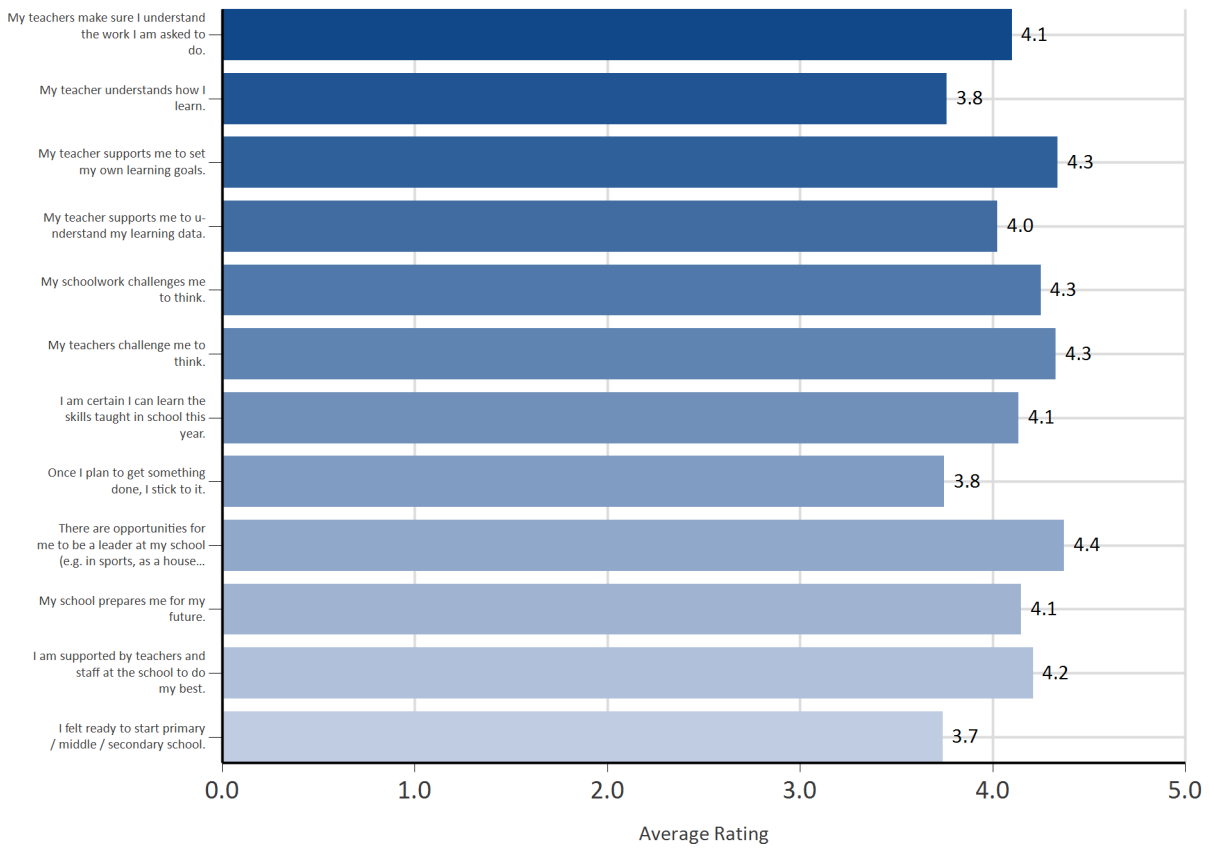
2022 Student Survey Anula Primary School

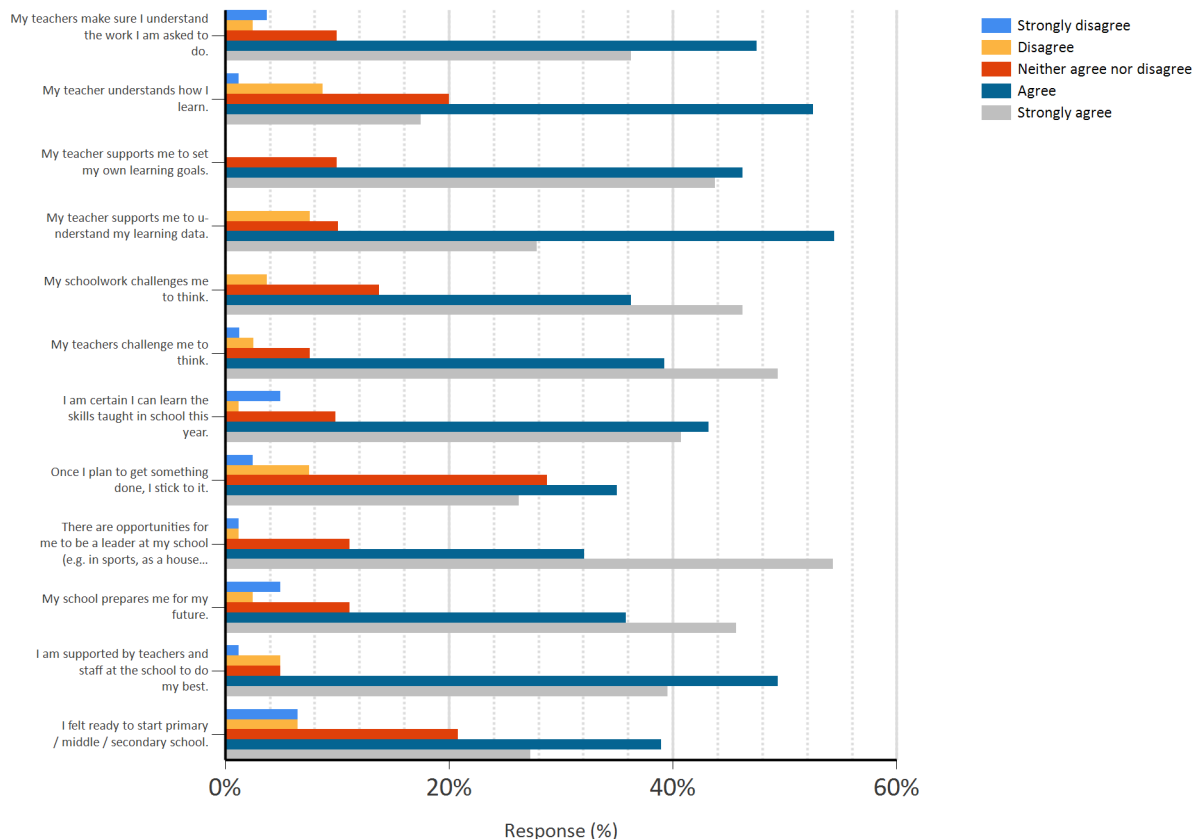


	Strongly disagree		Disagree		Neither agree nor disagree		Agree		Strongly agree	
	Num	%	Num	%	Num	%	Num	%	Num	%
My teachers expect me to do my best.	-	-	-	-	3	4%	35	43%	43	53%
My teachers provide me with useful feedback about my school work.	-	-	1	1%	11	13%	42	51%	28	34%
Teachers at my school treat students fairly.	4	5%	2	3%	14	18%	35	44%	25	31%
My school is well maintained.	-	-	1	1%	26	33%	33	42%	19	24%
I feel safe at my school.	-	-	3	4%	9	11%	36	44%	33	41%
I can talk to my teachers about my concerns.	6	7%	7	9%	17	21%	26	32%	25	31%
Student behaviour is well managed at my school.	1	1%	10	12%	20	24%	30	37%	21	26%
I like being at my school.	3	4%	5	6%	13	16%	28	35%	30	38%
My school looks for ways to improve.	-	-	2	3%	2	3%	35	44%	40	51%
My school takes students' opinions seriously.	2	3%	7	9%	13	16%	35	44%	23	29%
My teachers motivate me to learn.	-	-	5	6%	11	14%	27	33%	38	47%
My school gives me opportunities to do interesting things.	3	4%	3	4%	9	11%	33	41%	32	40%

6 . Please choose one answer for each item below.

Rating	Score
Strongly agree	5
Agree	4
Neither agree nor disagree	3
Disagree	2
Strongly disagree	1





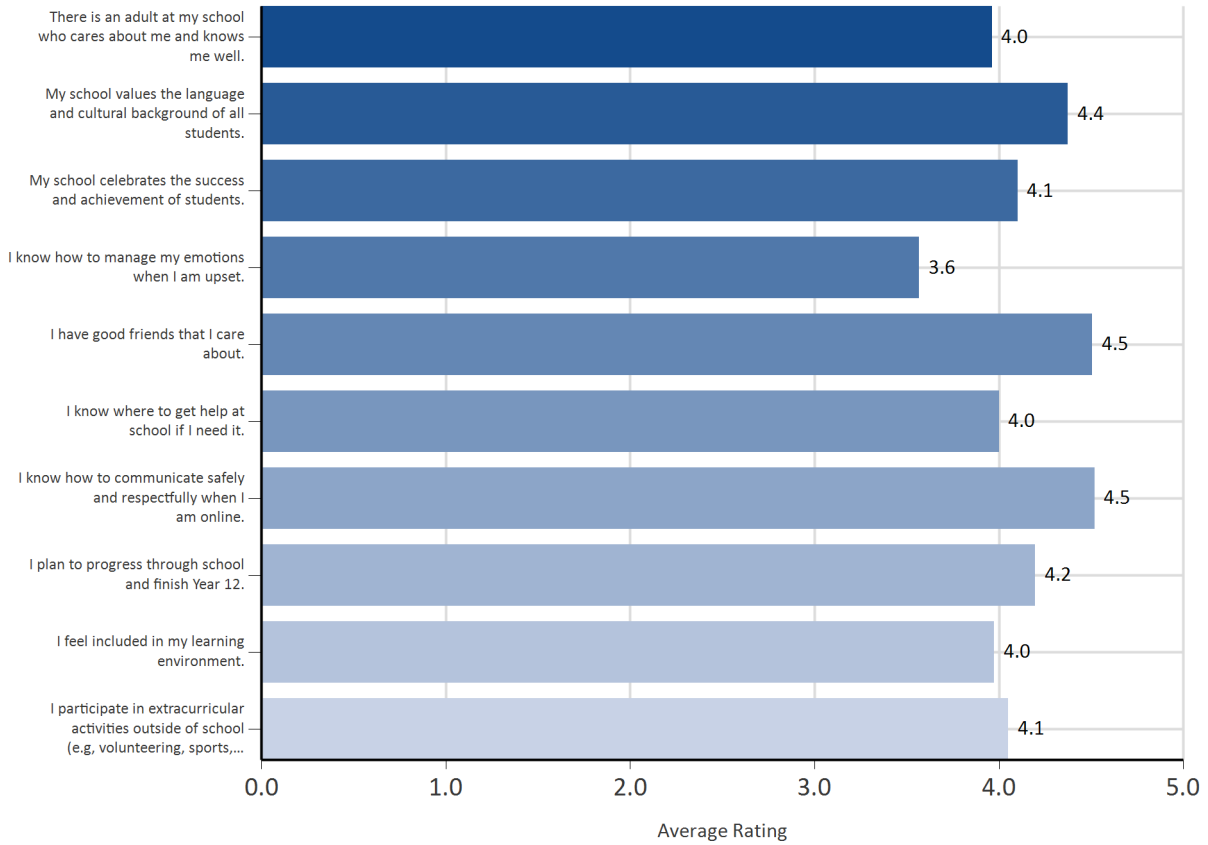
	Strongly disagree		Disagree		Neither agree nor disagree		Agree		Strongly agree	
	Num	%	Num	%	Num	%	Num	%	Num	%
My teachers make sure I understand the work I am asked to do.	3	4%	2	3%	8	10%	38	48%	29	36%
My teacher understands how I learn.	1	1%	7	9%	16	20%	42	53%	14	18%
My teacher supports me to set my own learning goals.	-	-	-	-	8	10%	37	46%	35	44%
My teacher supports me to understand my learning data.	-	-	6	8%	8	10%	43	54%	22	28%
My schoolwork challenges me to think.	-	-	3	4%	11	14%	29	36%	37	46%
My teachers challenge me to think.	1	1%	2	3%	6	8%	31	39%	39	49%
I am certain I can learn the skills taught in school this year.	4	5%	1	1%	8	10%	35	43%	33	41%
Once I plan to get something done, I stick to it.	2	3%	6	8%	23	29%	28	35%	21	26%
There are opportunities for me to be a leader at my school (e.g. in sports, as a house captain as a leader of a buddy class).	1	1%	1	1%	9	11%	26	32%	44	54%
My school prepares me for my future.	4	5%	2	2%	9	11%	29	36%	37	46%

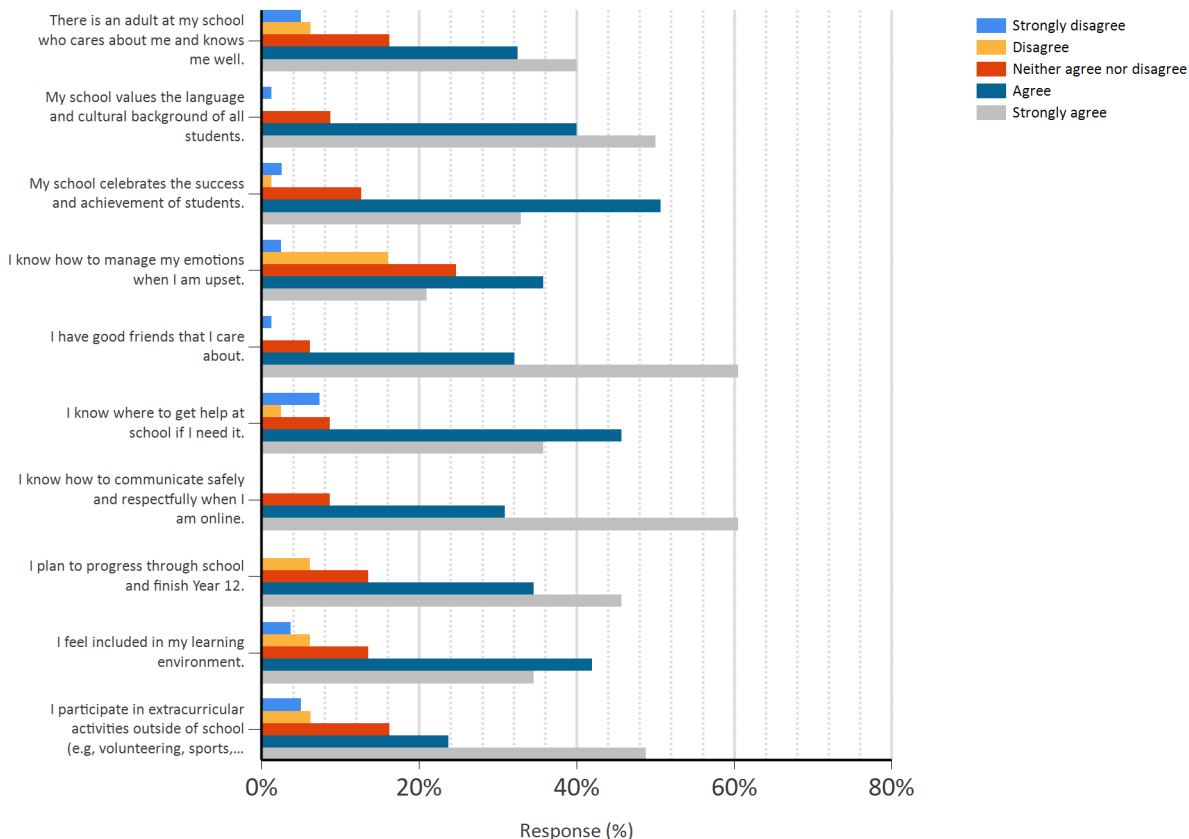
2022 Student Survey Anula Primary School

I am supported by teachers and staff at the school to do my best.	1	1%	4	5%	4	5%	40	49%	32	40%
I felt ready to start primary / middle / secondary school.	5	6%	5	6%	16	21%	30	39%	21	27%

7 . Please choose one answer for each item below.

Rating	Score
Strongly agree	5
Agree	4
Neither agree nor disagree	3
Disagree	2
Strongly disagree	1





	Strongly disagree		Disagree		Neither agree nor disagree		Agree		Strongly agree	
	Num	%	Num	%	Num	%	Num	%	Num	%
There is an adult at my school who cares about me and knows me well.	4	5%	5	6%	13	16%	26	33%	32	40%
My school values the language and cultural background of all students.	1	1%	-	-	7	9%	32	40%	40	50%
My school celebrates the success and achievement of students.	2	3%	1	1%	10	13%	40	51%	26	33%
I know how to manage my emotions when I am upset.	2	2%	13	16%	20	25%	29	36%	17	21%
I have good friends that I care about.	1	1%	-	-	5	6%	26	32%	49	60%
I know where to get help at school if I need it.	6	7%	2	2%	7	9%	37	46%	29	36%
I know how to communicate safely and respectfully when I am online.	-	-	-	-	7	9%	25	31%	49	60%
I plan to progress through school and finish Year 12.	-	-	5	6%	11	14%	28	35%	37	46%
I feel included in my learning environment.	3	4%	5	6%	11	14%	34	42%	28	35%

2022 Student Survey Anula Primary School

I participate in extracurricular activities outside of school (e.g, volunteering, sports, arts, etc).	4	5%	5	6%	13	16%	19	24%	39	49%
---	---	----	---	----	----	-----	----	-----	----	-----

8 . Do you have any other comments you would like to share with your school?

Comments do not display in this report type. Use a detailed report to view respondent open text responses.

9 . Do you have any feedback on this survey?

Comments do not display in this report type. Use a detailed report to view respondent open text responses.