

Year 3 Year 7
Year 5 Year 9

Clear

School
Anula Primary School

Geolocation
All

Region
All

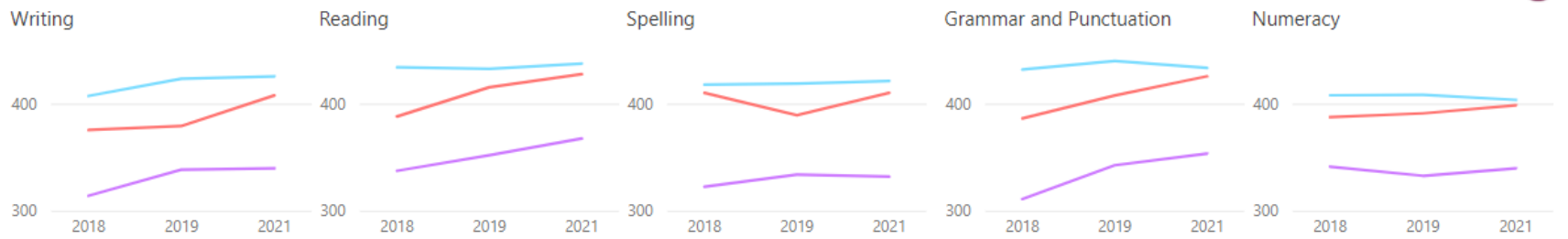
Network
All

Aboriginal Status
All

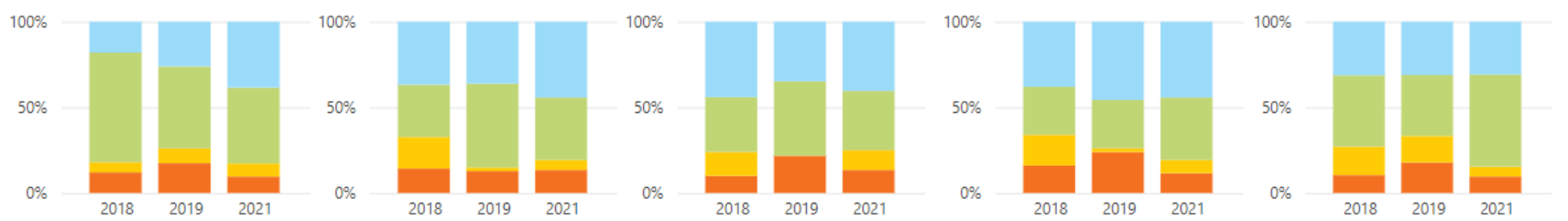
Gender
All

School	Geolocation	Region	Network	Aboriginal Status	Gender
Anula Primary School	Outer Regional	Darwin Region	Darwin and PARR City	Multiple Selected	Multiple Selected

Trend of Mean Scale Score - Year 3



Proportion of Student Cohort by Achievement Pod



Two Year Gain - Difference in Mean Scale Score Points

Matched (NTG) Matched (Same School) Cohort NT Australia

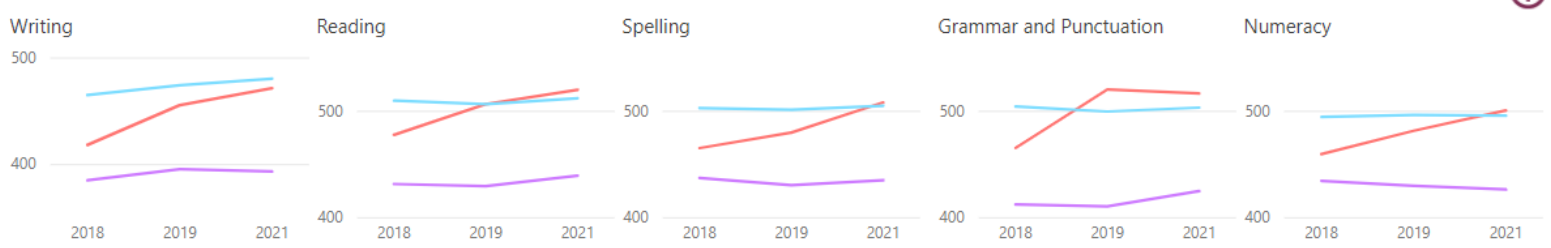
Year 3 Year 7
Year 5 Year 9

School: Anula Primary School
 Geolocation: Outer Regional
 Region: Darwin Region
 Network: Darwin and PARR City
 Aboriginal Status: Multiple Selected
 Gender: Multiple Selected

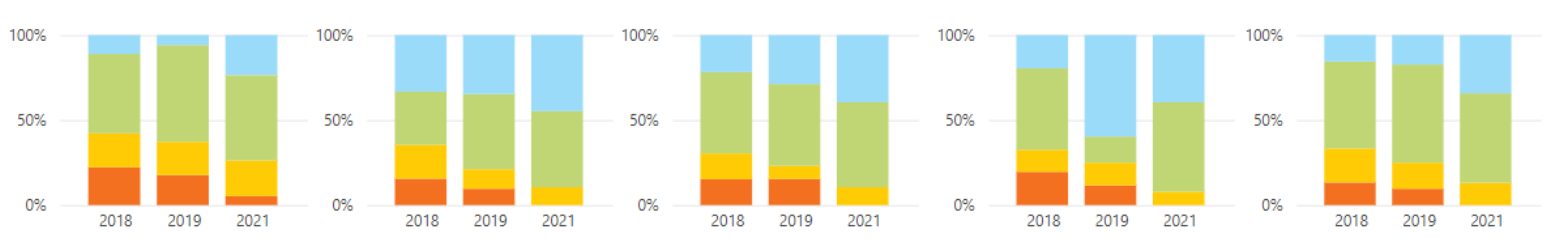
Clear ✕

- School: Anula Primary School
- Geolocation: All
- Region: All
- Network: All
- Aboriginal Status: All
- Gender: All

Trend of Mean Scale Score - Year 5



Proportion of Student Cohort by Achievement Pod



Two Year Gain - Difference in Mean Scale Score Points Year 3 to Year 5

